



DAV CENTENARY PUBLIC SCHOOL HALDWANI

Holiday Homework (2024-25)

Nursery

Name : _____



Summer is messy, Summer is fun,
Trips to the beach,
In the hot, hot Sun,
Let's give summer,
A big fat cheer!

Summer is the best time of the year.

Dear Parent,

Children are born with natural curiosity and inquisitiveness about the world around them. It is important for us to help them keep this spark alive and to make learning fun.

Summer Vacation is just round the corner, let every moment of this vacation be a time to unite, connect and enjoy beautiful moments with your child.

Here are some activities given to help your child become independent and confident:-

Independent Me

Buttoning and Unbuttoning

Put on your Socks and Shoes

Keeping belongings back in their place

Filling the water bottles

Keeping room clean and well-organized

Tear a Chapati and eat your Meal on your own

Alone we can do so little; together we can do so much. (Social Skills)

Wish your elders with a smile

Go outdoors and play with your friends

Use magical words: Sorry, Please, Excuse Me, Thank You

One, who maintains cleanliness, keeps away diseases. (Personal Hygiene)

Brushing teeth twice a day.

Combing hair regularly

Bathing everyday

Washing hands before and after meals.

Reading is Fun

Children are made readers on the laps of their parents.

Make reading a regular practice with pictures and large text.

Make bed-time stories a part of your child's daily routine.

The teachers are trying to encourage the children to use simple words , phrases and sentences in school and at home like.



ALL ABOUT ME

What is your name?

How old are you?

In which class do you read?

- What is the name of your school?
- What is the name of your teacher?
- What is your father's name?
- What is your mother's name?

May I come in ma'am?

May I Drink water?

May I go to the toilet?

I m feeling hungry.

Please give me a glass of water.

Please trim my nails.

Please tell me a story.

I m feeling sleepy.

As the school closes for the summer break we have planned some worksheet activities for your child to enhance his or her learning skills in a fun filled way.

Kindly give specific time for the same every day. Make

your ward revise and practice following rhymes.

Hot cross bun.....

Early to bed.....

Row your Boat

❖ **What to do on Environment day (5th June) is-**

- Plant a tree.
- Click selfie with it.
- Paste it in scrapbook.

❖ **What to do on Fathers' Day (16th June) is -**

- Enjoy the day with your parents .
- Click a selfie with your father.
- Paste it in scrapbook.


Note -

वर्षा ऋतु से संबंधित किसी भी वस्तु जैसे – बारिश ,छाता, मेंढक आदि किसी भी एक विषय पर कविता याद करें।

(कविता पाठ्य पुस्तक से नहीं होनी चाहिए।)






जुलाई/अगस्त माह में कविता वाचन प्रतियोगिता हेतु।(विषय से संबंधित सामग्री भी बना लें।)(Props)

SUBJECT: ENGLISH
WORKSHEET NO. 1



Tracing Practice II



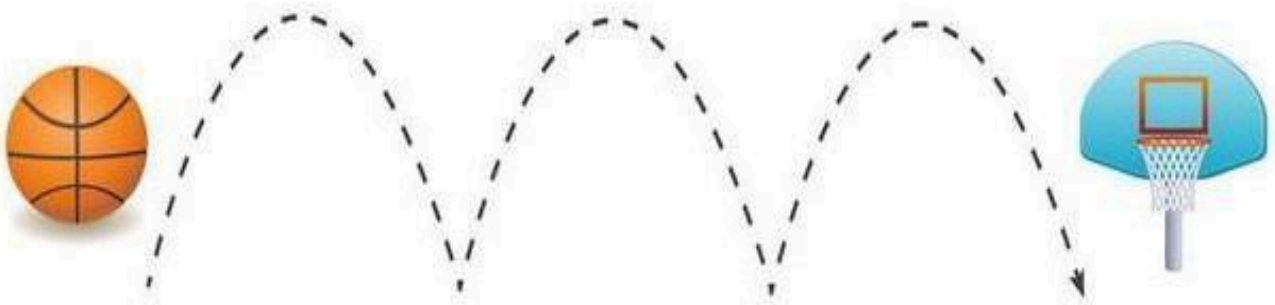
Directions: Trace the lines in each row.



WORKSHEET NO. 2




Let's score a point! Help the balls reach their goals by tracing the curved lines from left to right.



WORKSHEET NO. 3




Circle the letter 'A'



WORKSHEET NO. 4

Color the picture



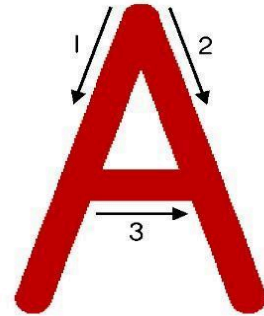
Apple







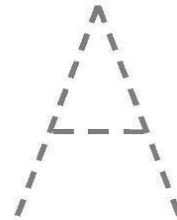
Ant



Alligator

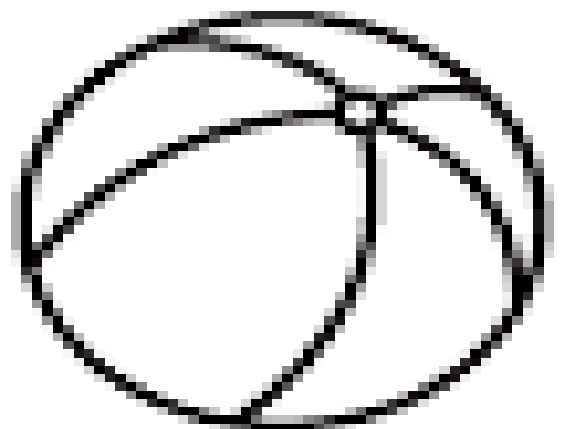
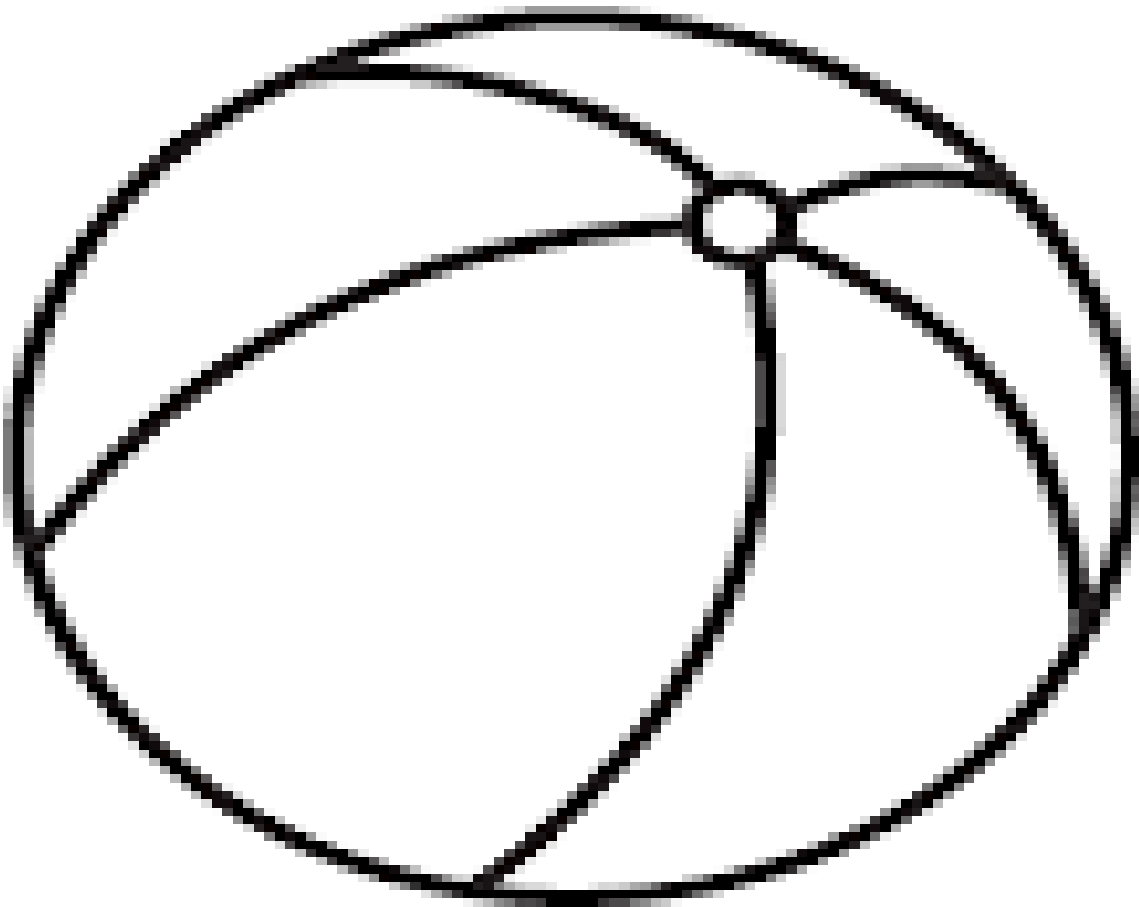


Trace the letter



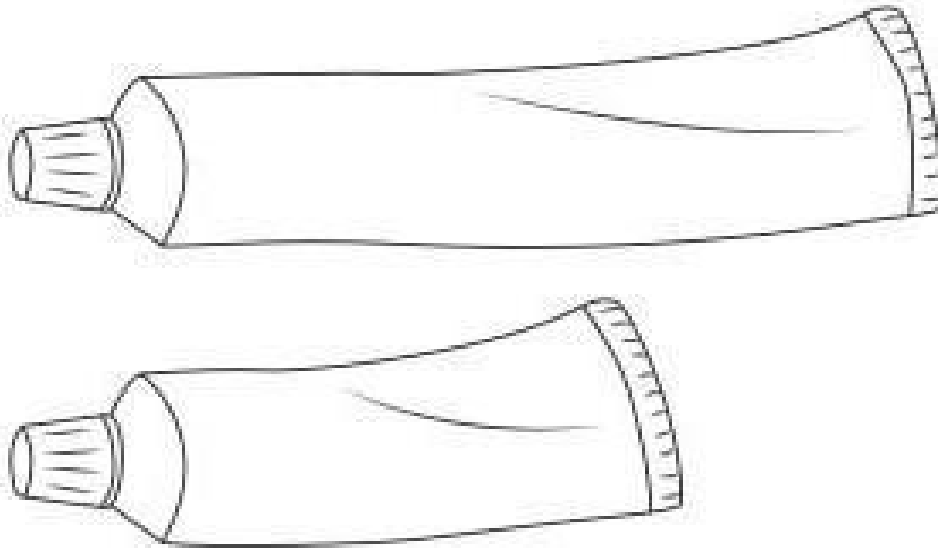
SUBJECT: MATHS
WORKSHEET NO. 1

Colour the big ball

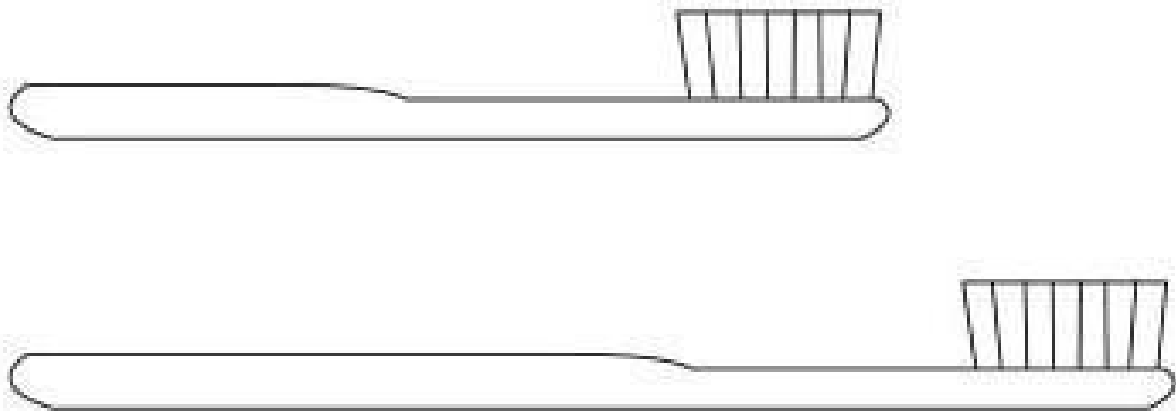


WORKSHEET NO. 2

Color the short toothpaste.



Color the long toothbrush.



Worksheet No.-3

Match the Same Objects



ACTIVITIES


Activity.1 -

ENGLISH- Paste any two pictures related letter A in Scrap book.

Activity:2


MATHS- Use your Creativity and make an object which is Square in shape and decorate it.

Such as:



Activity:3

Use your creativity and help your child to make any 1 Fruit of his/her choice on A4 size sheet & make him learn any 2 lines on it along with introduction.



LET'S GO.....



Plan a trip or one-day trip.



Paste the photograph of your family in scrapbook.



Paste the photographs of the places you visited.



Paste the photographs of the different things you saw there. *Help your child to make it beautiful.



Let your child watch any of the movie in the vacation.



1. 'CHARLIE AND THE CHOCOLATE FACTORY'.





2. NEMO



3. THE BABY'S DAY OUT



4. THE JUNGLE BOOK



Have a great



Vacation!

