


HOLIDAY HOMEWORK

Name:- _____

Class: _____



Dear Parents,

Holidays are the time when we connect more with our children in many ways. As you are your child's first teacher, you can encourage your child's love for learning by participating in many activities at home.

Working together will help your child build confidence, learn to reason and develop necessary attitude for his/ her education.

- ❖ Take your child for a morning walk, talk about the things you see around.
- ❖ Play indoor games with your child.
- ❖ Encourage them to spend time with grandparents.
- ❖ Communication will play pivotal role in grooming the overall personality of the children. Converse with your child preferably in English.
- ❖ Use the magic words PLEASE, SORRY, THANK YOU, EXCUSE ME appropriately.
- ❖ Let your child help to do small jobs like cleaning, dusting, filling water bottle, watering plants etc.

ALL ABOUT



I am

○

years old

I Live with



My Friends Are

in _____

I like to watch _____

My Favorite:

COLOR: _____


FOOD: _____

ANIMAL: _____

Favorite activities


BOOKS:


I am good at _____

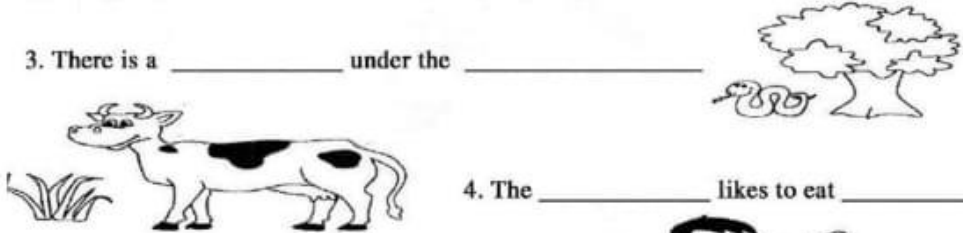
When I grow up
I want to be... 





Look at the picture and write its name in the space given:-

1. The _____ likes to eat _____ 


 2. The _____ lives in a _____

3. There is a _____ under the _____ 


 4. The _____ likes to eat _____

5. The _____ is playing _____ 

Fruits word search



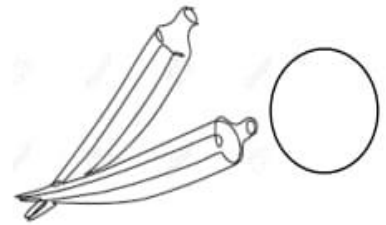

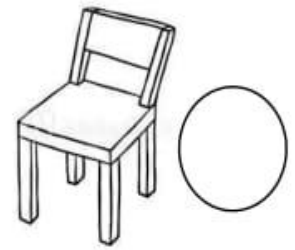



A	K	O	L	I	M	E	C
B	I	R	E	G	E	P	A
J	W	A	M	R	L	E	P
R	I	N	P	A	O	A	R
U	J	G	L	P	N	R	I
I	N	E	U	E	L	G	C
J	L	E	M	S	O	E	O
S	C	M	E	R	R	J	T



Arrange the jumbled letters with the help of given clues and write the correct words:-


1.	MBOC	❖ This has teeth but it can't bite.
1.		
2.	DENIFF	❖ This has an eye but it can't see.
2.		
3.	LEABT	❖ This has leg but it can't walk.
3.		
4.	KLCOC	❖ This has hand but it can't write.
4.		

Tick (✓) the things that we get from plants. _____



Write (A) for animals (B) for birds _____

(S) for sea animals (I) for insects and colour the pictures. _____




Circle the following words in the puzzle _____

1. plants
2. rain
3. animals
4. light
5. air
6. water

a	n	i	m	a	l	s	m	n	r
b	c	d	z	b	c	h	w	o	a
e	f	g	x	j	k	l	a	h	i
h	j	k	y	q	r	u	t	s	n
h	l	a	n	t	s	v	e	w	o
x	l	i	z	z	y	x	r	z	q
u	y	r	u	g	h	o	n	m	n
w	v	y	z	l	i	g	h	t	t

Colour the animals you would like as a pet.



- Write five lines in the following topics in your home work notebook.

- 1) Myself
- 2) My family
- 3) My favourite sport
- 4) My pet
- 5) My first day in school
- 6) My favourite food

(Do neat and clean work with good handwriting)

- Learn the class work.

Activities -

- What to do on Environment day (5th June) is-

1. Plant a tree.
2. Click selfie with it.
3. Post it in WhatsApp group.

- What to do on Fathers' Day (18th June) is -

1. Click a selfie with your father.
2. Post it in WhatsApp group.
3. Write a few lines about your father.

Maths -

Do practice:-

1. Number names 1 to 100
2. Counting 1 to 100
3. Missing numbers 1 to 100
4. Reverse counting 100 to 1
5. Addition of simple two digit numbers in your math's book.

Activities –

- Make a colourful chart of tables 2-10 and learn.
- Collect minimum 20 numbers from any old calendar. Cut and paste in your scrap book and write their number names.

Science -

1- Write and learn

- 6 lines about myself.
- 10 body parts.
- 5 sense organs.
- 5 things which keep our body clean.
- Draw 5 things which keep our body clean.

2- Do page number 19 in the science book and copy.

Activities –

- Make a brochure on good habits.

हिन्दी

1. आ (ा) से औ (ौ) तक की मात्रा वाले पांच - पांच शब्द लिखिए।
2. गर्मियों में मिलने वाले पांच - पांच फलों और सब्जियों के नाम लिखिए।
3. अपनी दादी या नानी के गांव का सुंदर चित्र बनाकर उसमें रंग भरिए और पांच वाक्य भी लिखिए ।
4. 'सुलेख' - रोज एक पेज लिख कर अपनी मात्राओं और लेख में सुधार कीजिए।

Computer-

- Paste the pictures of parts of Computer in your scrapbook.
- Learn the class work.

Drawing -

- Draw a Peacock.
- Cut the lady finger and dip in water colours for the effect of wings.